

# INVESTMENT PROJECTS



**Agency for development of  
horticulture and  
greenhouse**





*Uzbekistan has a strategic position in the heart of Central Asia connecting Asia and Europe*



**448,9** sq. km

*Area*



**36** Million

*Population*



**\$ 70** Billion

*GDP*



Presidential Multi-Party  
Democratic Republic

*Political system*



Uzbek, Russian, English

*Languages*



**2,000**

deposits of natural resources



Increasing population



Growing GDP



Rapid development of local industries

**Resource base**

**Human capital**



Labor Force

**20** MLN



Average age

**29** years



**100%**

literacy level

**WHY INVEST IN UZBEKISTAN?**

**Booming market**

**Geographic location**



Strategic position in the heart of Central Asia



Proximity to the world's largest markets – Russia, China, India



# Vineyard and raisin production

Company name	Mirsaidbek Orif LLP
Location	Karakol, Bukhara region
Direction	Vineyard and raisin
Project cost	1 million USD
Territory	300 hectare
Capacity	2080 tons
Export capacity	800 thousand USD








# Greenhouse

Company name	LLC “MULTI-INDUSTRY BUSINESS GROUP
Location	Jizzakh region
Direction	Greenhouse
Project cost	12,95 million USD
Territory	22,5 hectare
Capacity	11170 tons
Export capacity	2 million USD







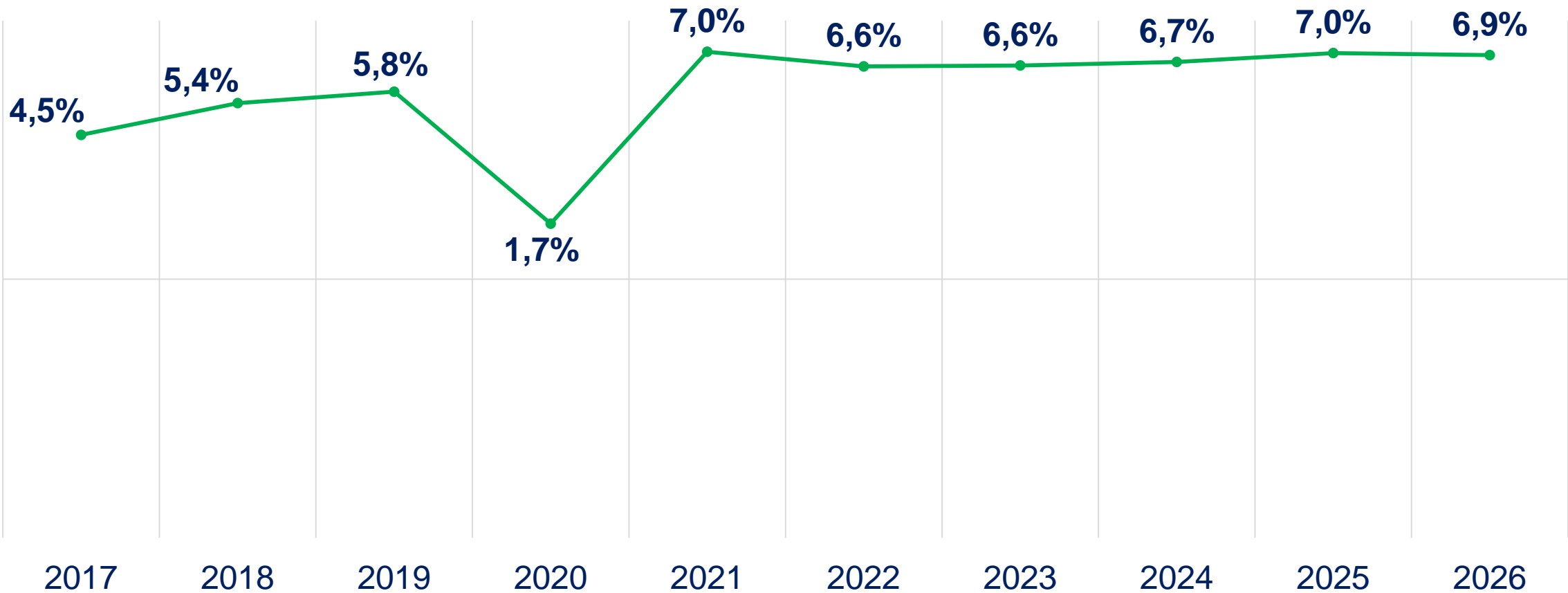
# Horticulture

Company name	«YUKSALISH BUYUK ISHONCH»LLC
Location	Andijan region, Izbaskan county, "Chekyor"
Direction	Intensive garden
Project cost	7,5 million USD
Territory	150 hectare
Capacity	17800 tons
Export capacity	5 mln. USD



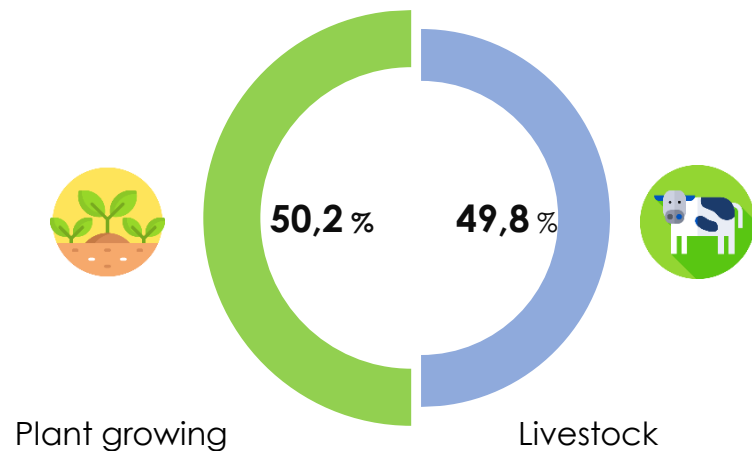


# Real GDP growth

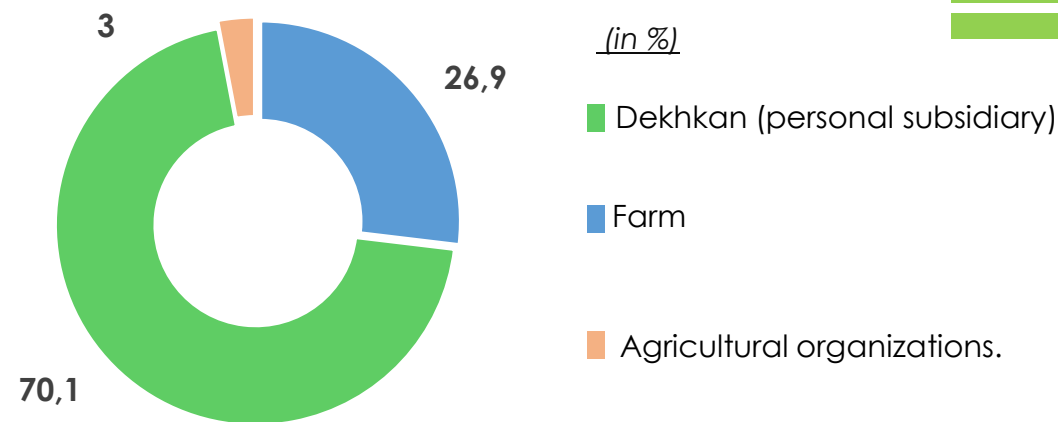




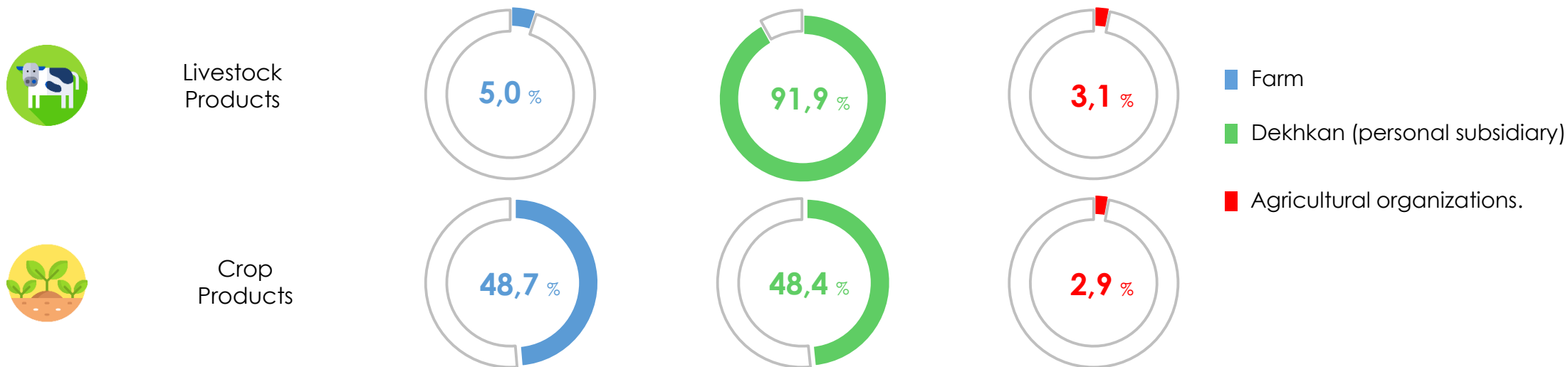
The share of crop and livestock production in the total volume of production



Distribution of agricultural production by farm categories



Share of farm categories in agricultural production







Over **80** types of agricultural products  
Exported to **66** countries

Over the past **10** years, the volume  
of processing of fruits and  
vegetables and grapes has grown

including:

the volume of production of  
canned fruits and vegetables

dried fruit volume

Natural juices

**3,5**  
times

**2,5**  
times

**4**  
times

**7**  
times

live in rural areas of the  
country

About **16.4** million people  
(**49.4%** of the total  
population)

high birth rate

**23,3** ppm  
(2018 y.)

**2**  
place

for export of dried  
apricots



**4**  
place

for exporting fresh  
apricot



**5**  
place

for the export of  
cherries



**7**  
place

For exporting plums



**9**  
place

For exporting cabbage



**9**  
place

for export of dried  
grapes





# GDP of Uzbekistan

Average GDP growth over the period **2017-2022 5.7%** (excluding the negative impact of the pandemic **5.5%**)

Over the same period, average GDP growth per capita was **8.7%** (from **1994** to **2016**, this figure was **5.1%**)

Average growth in the economy over 5 years

6,1%



INDUSTRY

5,0%



AGRICULTURE

17,4%



INVESTMENT IN FIXED  
CAPITAL

12,9%



CONSTRUCTION

5,2%



SERVICES





ENTERPRISES WITH FDI	Investment amount	Exemption period
	\$0.3M – \$3M	3 years
	\$3M – \$10M	5 years
	\$10M+	7 years

### Tax exemption:

- Property tax
- Land tax
- Water use tax

### 2 years Customs duty exemption:

- for enterprises with at least 33% foreign investment
- for goods imported for business related needs





**THANK YOU FOR YOUR ATTENTION**